

# HSF


**NOTES:**

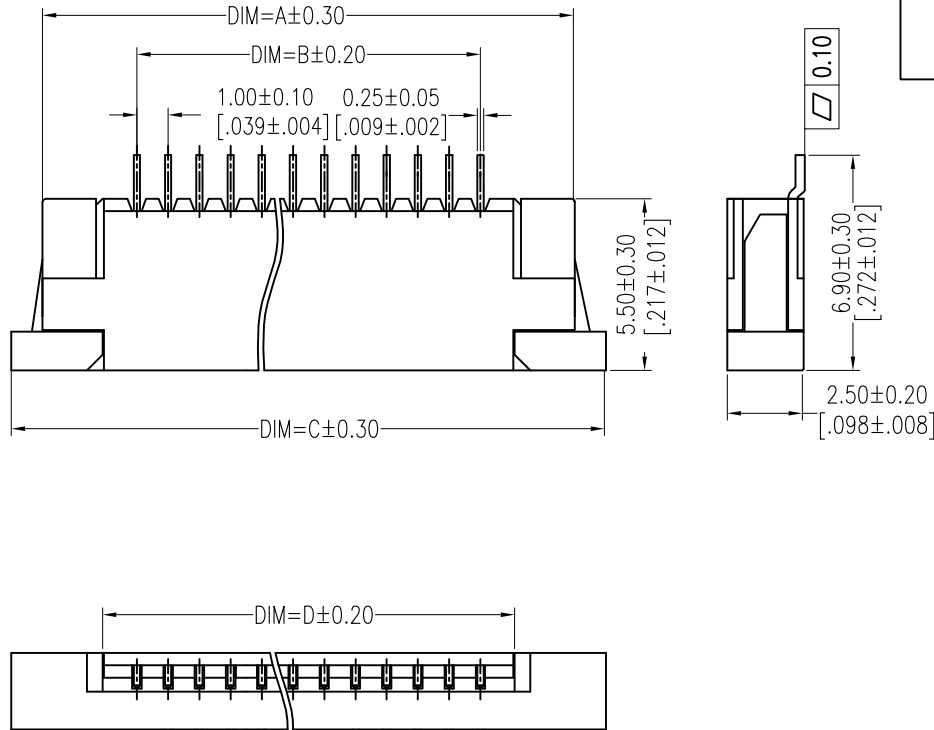
Current Rating:0.5AMP  
 Voltage Rating:50V AC/DC  
 Withstand Voltage:500V AC/Minute  
 Insulation Resistance:800MΩ min   
 Contact Resistance:20mΩ Max  
 Operation Temperature:-25°C to +85°C

Terminal:Phosphor Bronze,Tin-plated  
 Solder Tab:Phosphor Bronze,Tin-plated  
 Housing:LCP+30%G.F UL94V-0  
 Slider:LCP+30%G.F UL94V-0

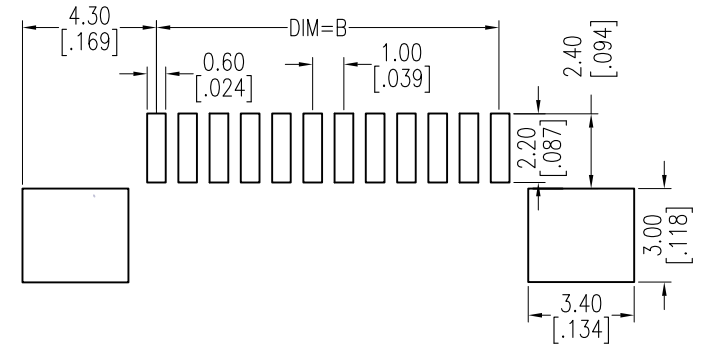
## Ordering Information

5132-XX R Z U W W X 01

No.of Pins  
04-30P  
 Contact Type  
U=Up contact  
 Color  
W=Natural  
  
 Packing  
T=Tube  
R=Reel



Recommended P.C.B Layout(Top Side)  
 (PCB BOARD TOLERANCE±0.05)



	PIN	DIM=A	DIM=B	DIM=C	DIM=D		PIN	DIM=A	DIM=B	DIM=C	DIM=D
	17P	22.1	16.00	24.0	18.10		17P	22.1	16.00	24.0	18.10
	30P	35.1	29.00	37.0	31.10		16P	21.1	15.00	23.0	17.10
	29P	34.1	28.00	36.0	30.10		15P	20.1	14.00	22.0	16.10
	28P	33.1	27.00	35.0	29.10		14P	19.1	13.00	21.0	15.10
	27P	32.1	26.00	34.0	28.10		13P	18.1	12.00	20.0	14.10
	26P	31.1	25.00	33.0	27.10		12P	17.1	11.00	19.0	13.10
	25P	30.1	24.00	32.0	26.10		11P	16.1	10.00	18.0	12.10
	24P	29.1	23.00	31.0	25.10		10P	15.1	9.00	17.0	11.10
	23P	28.1	22.00	30.0	24.10		9P	14.1	8.00	16.0	10.10
	22P	27.1	21.00	29.0	23.10		8P	13.1	7.00	15.0	9.10
	21P	26.1	20.00	28.0	22.10		7P	12.1	6.00	14.0	8.10
	20P	25.1	19.00	27.0	21.10		6P	11.1	5.00	13.0	7.10
	19P	24.1	18.00	26.0	20.10		5P	10.1	4.00	12.0	6.10
	18P	23.1	17.00	25.0	19.10		4P	9.1	3.00	11.0	5.10

REV	DATE	MODIFICATION DESCRIPTION	CHANGE	OPERATION	DRAW	DATE	SCALE	FIT	PART NO.	TITLE:
A2	17/05/19	MODIFY THE Color	---	X.X ±0.40	Ding	2017/05/19	UNIT	mm inch	5132-XXRZUWWX01	1.0 FPC 90°SMT UP CONTACT H=2.5mm
A1	12/11/23	MODIFY THE NOTES:800mΩ min—800MΩ min	---	X.XX ±0.25	CHECK	DATE	SIZE	A4		
A0	12/07/04	NEW	---	X.XXX ±0.15	APPROVE	DATE	SHEET	1/1	Customer NO.	
				Angle DIM TOL ± 3'			PROJ.			